

# The 6 M's of Presentation Skills



## Music



Ways to use Music...



1. To set a \_\_\_\_\_
2. As a \_\_\_\_\_
3. To \_\_\_\_\_
4. As a \_\_\_\_\_ for learning

## Movement



Ways to utilize Movement...

1. To make \_\_\_\_\_
2. To increase \_\_\_\_\_ to the brain
3. Exposure to many \_\_\_\_\_ in a short amount of time
  - a. \_\_\_\_\_ Walks
  - b. Find a \_\_\_\_\_ or \_\_\_\_\_ Activities

## Mnemonics

The **POWER** of a Mnemonic

1. ABC- "Accurate-Brief-Clear"
2. Remember 2 B's and NOT 2 B's-

"Be Brave and Believable NOT Boring and Bashful"

**Try it! THEY WORK!!!**

**ROY G BIV?** \_\_\_\_\_

Every Good Boy Does Fine! \_\_\_\_\_

# Momentum



Pacing is everything!

1. Keep the \_\_\_\_\_ up!!!
2. When things lag, \_\_\_\_\_ !
3. Don't be afraid to be \_\_\_\_\_
4. Use \_\_\_\_\_ to help you keep the mood upbeat

# Meaning



WIIFM



“What’s in it for ME?”

1. Connections to \_\_\_\_\_
2. What’s the \_\_\_\_\_ ?



3. \_\_\_\_\_ create meaning.
4. We have to \_\_\_\_\_ !!!








# Modeling



Walk the Walk and  
Talk the Talk!



## Adult Learning Planning Tool

<p><b>Buy-IN</b></p> 	<ul style="list-style-type: none"> <li>• Have I made a distinction between the current state and the desired state?</li> <li>• Have I given my learners a reason to care about what I'm sharing?</li> <li>• Have I courted or involved my "nay-sayers"? What role can everyone play</li> </ul>
<p><b>Collaboration</b></p> 	<ul style="list-style-type: none"> <li>• Have I created opportunities for my learners to share responsibility for the learning?</li> <li>• Have I ensured that everyone's voice is heard?</li> <li>• Do my learners have avenues to partner after the learning event to support them?</li> </ul>
<p><b>Reflection</b></p> 	<ul style="list-style-type: none"> <li>• How will I ensure that time is set aside for reflection and processing?</li> <li>• How will I follow-up on people's thoughts once they have had time to process the new information?</li> </ul>
<p><b>Sharing of Ideas</b></p> 	<ul style="list-style-type: none"> <li>• How will I honor the knowledge that my learners bring with them?</li> <li>• Have I created structured ways for <i>EVERYONE</i> to share their thoughts?</li> <li>• If people prefer anonymity, how will I get their feedback?</li> </ul>
<p><b>Connections to Work</b></p> 	<ul style="list-style-type: none"> <li>• Have I made the case for how my content will impact their daily work?</li> <li>• Have I made the big picture clear?</li> <li>• Have I answered the question, "How will this new learning benefit them?"</li> </ul>

## Jazz up Your Professional Development for Learning

# Adult Learning



1. Adult learners need to have \_\_\_\_\_!



2. Delivery should be \_\_\_\_\_ NOT directive.



3. Learners need time for \_\_\_\_\_.



4. There MUST be opportunities for \_\_\_\_\_ ideas.



5. Direct connections to their \_\_\_\_\_ are essential!

***NOTE:*** Use the planning tool provided to ensure that you are addressing these critical needs!

